

TYCTM

CABIN AIR FILTER


- ▶ Cleaner Air for Passengers
- ▶ Enhanced HVAC Performance
- ▶ Easy Installation, Perfect Fit

TYC #: 800022P


Estimated Time : 5 min.

Replacement for OEM
4R3Z 19N619 AA


05-09 Ford Mustang



1. The filter is located in the engine bay right below the windshield on the passenger side. Remove the 2 clips securing the plastic cowl cover in place.



2. Lift up the plastic cowl cover to access the filter housing under it.



3. Remove old filter by moving the filter frame out and then pulling it up. Replace old filter with new TYC filter into the frame, ensuring that Air Flow arrow is pointing to the vehicle's cabin.

4. Reinstall in reverse order.