

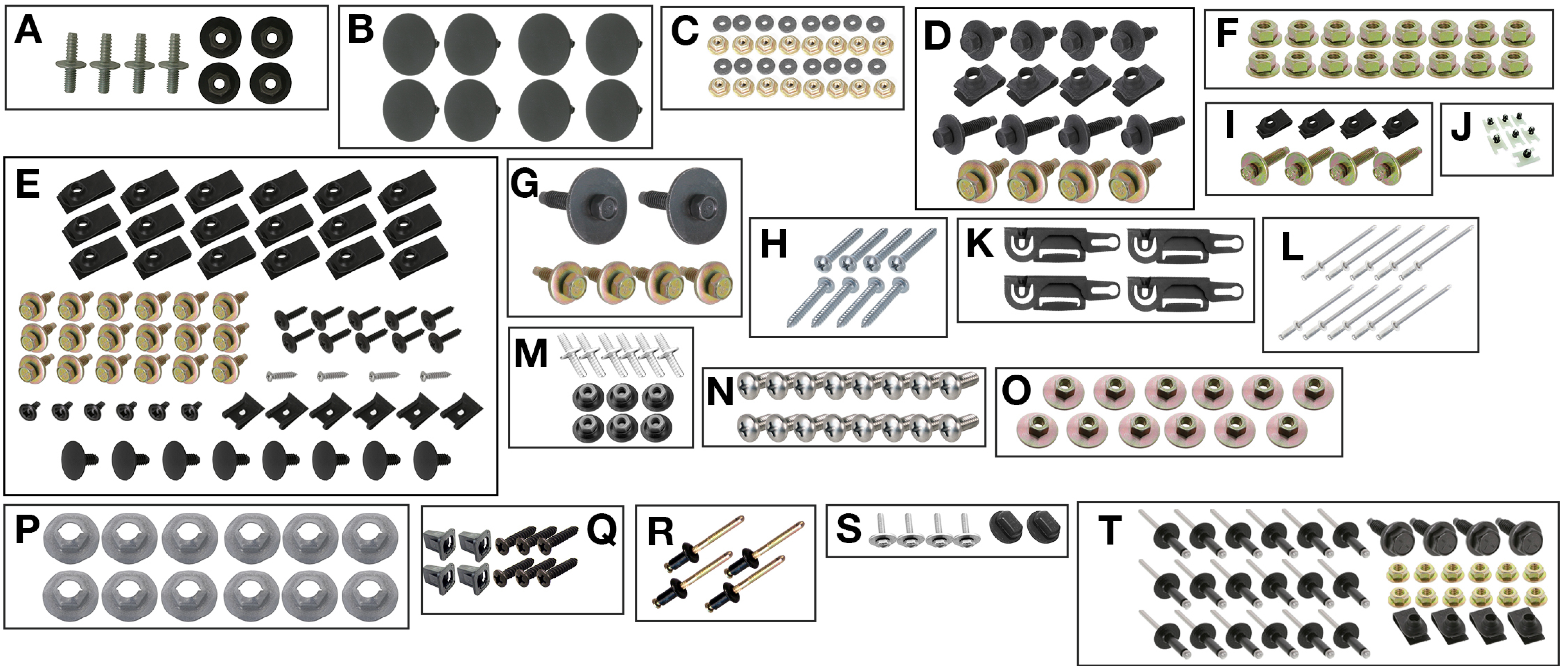


1979-86 Exterior Master Hardware Kits
Coupe/Convertible/Hatchback
(LRS-798622, LRS-798632)

Prop. 65 Warning for California Residents
WARNING: This product may contain chemicals known to the State of California to cause cancer, birth defects, or other reproductive harm.

- A - Park Light Install Kit
- B - Rear Bumper Cover Push Pins
- C - Upper Rear Bumper Reinforcement Bracket Hardware
- D - Hood Installation Hardware Kit
- E - Fender Install Hardware
- F - Tail Light Assembly Nuts
- G - Hood Latch Hardware Kit
- H - Reflector Retaining Screws
- I - Fender Support Brace Hardware
- J - Outer Door Belt Molding Retainer Kit
- K - Lower Windshield Molding Retainer Clip Kit
- L - Window Molding Clip Studs
- M - Hood Scoop Hardware Kit
- N - Headlight Ring Screw Set
- O - Tail Light Nuts
- P - Front & Rear Molding Pal Nut Kit
- Q - Cowl Vent Grille Hardware Kit
- R - Outer Door Handle Rivets
- S - Fuel Door Hardware Kit
- T - Front Bumper Cover Installation Hardware Kit


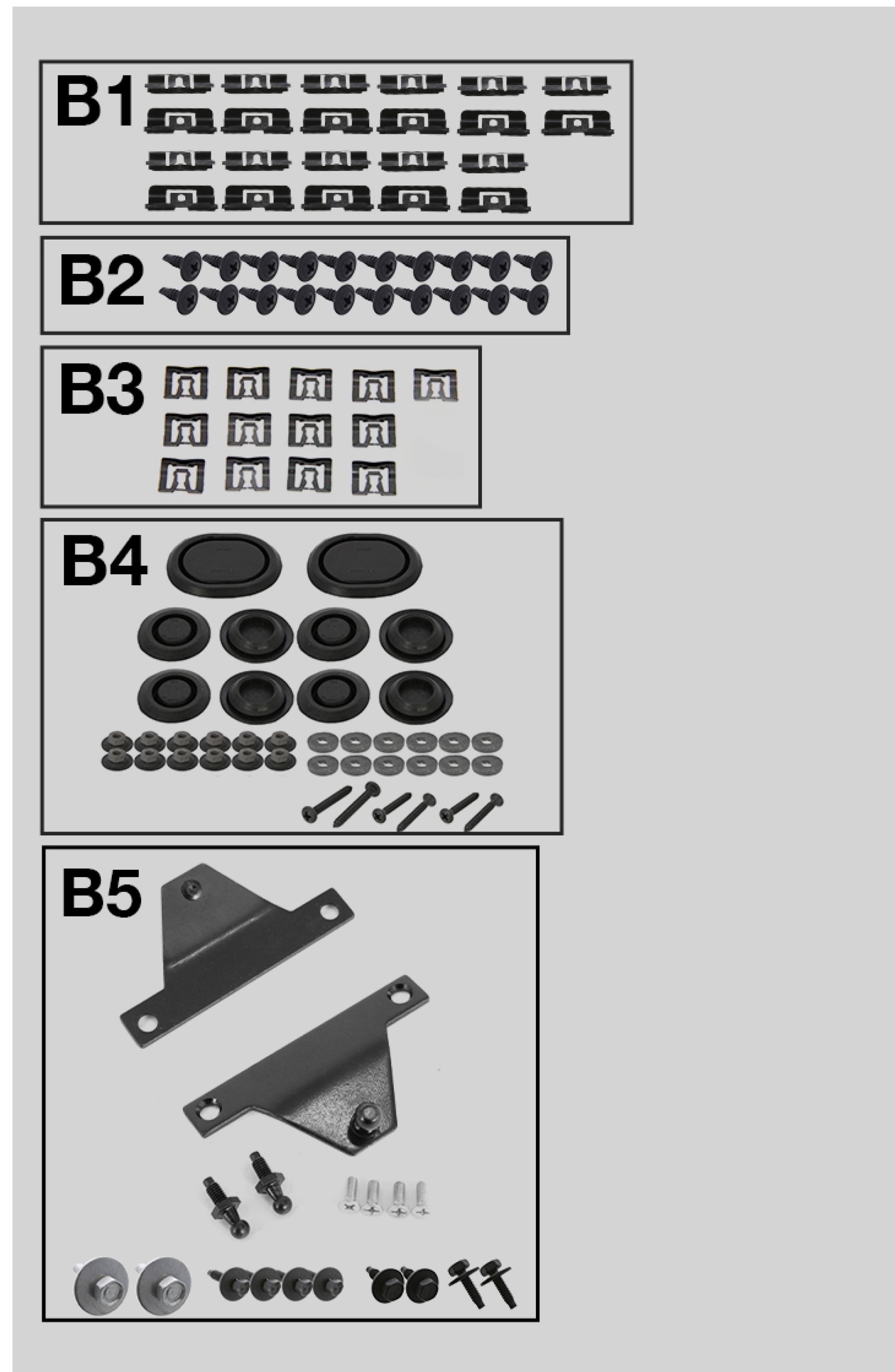
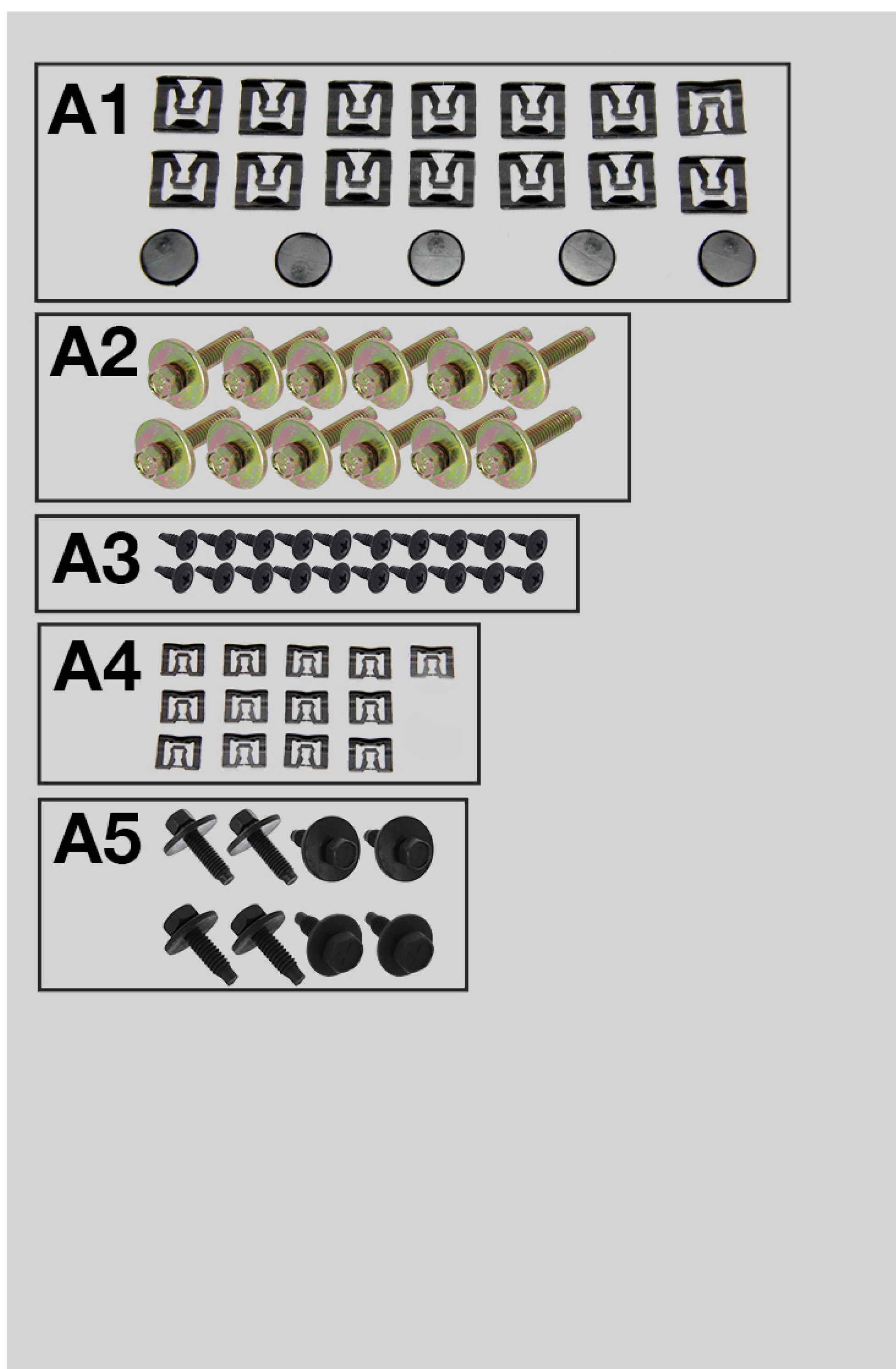
- A1 - Coupe Rear Window Molding Clip Kit
- A2 - Coupe Quarter Window Retaining Hardware
- A3 - Coupe Roof Rail Molding Screws
- A4 - Coupe Windshield Molding Clips
- A5 - Coupe Trunk Hardware Kit
- B1 - Hatchback Rear Window Molding Clip Kit
- B2 - Hatchback Roof Rail Molding Screws
- B3 - Hatchback Windshield Molding Clips
- B4 - Hatchback Spoiler Install Kit
- B5 - Hatchback Lid Hardware
- C1 - Convertible Trunk Hinge Hardware Kit



Coupe Hardware Kits
(If Applicable)

Hatchback Hardware
Kits (If Applicable)

Convertible Hardware
Kits (If Applicable)



Disclaimer

By using this instruction sheet, you agree that other than as expressly stated in the LMR Terms and Conditions (Agreement) or as required by the laws of the state of Texas or applicable United States federal law (Applicable Law), this instruction sheet is provided "AS IS" and LMR does not make any specific representations or warranties about this instruction sheet. For example, LMR does not make any warranties about: (a) the content provided in this instruction sheet; (b) any specific features of this instruction sheet, or its accuracy, reliability, or ability to meet your needs. The knowledge and experience level of users of this instruction sheet vary widely; if you do not have adequate knowledge and experience to use this instruction sheet and safely accomplish the tasks described, please hire a professional to assist you for your safety and the safety of your vehicle and others.

Limitation of Liability

Except as required by Applicable Law, LMR, its affiliates, officers, directors, employees and agents will not be responsible for any loss of profits, revenues, business opportunities, goodwill, or anticipated savings, indirect or consequential loss, punitive damages caused by:

- Errors, mistakes, or inaccuracies in this instruction sheet
- Personal injury or property damage resulting from your use of this instruction sheet

This limitation of liability provision applies to any claim regardless of whether the claim asserted is based on warranty, contract, tort or any other legal theory.

Use this information at your own risk. Any injury, damage, or loss that may result from use of the tools, equipment, products, or information contained in this instruction sheet is the sole responsibility of the user.

Indemnity

To the extent permitted by Applicable Law, you agree to defend, indemnify and hold harmless LMR, its Affiliates, officers, directors, employees, agents, information providers, licensors, and other partners from and against any and all claims, damages, obligations, losses, liabilities, costs or debt, and expenses (including but not limited to attorney's fees) arising from: (i) your use of and access to this instruction sheet; (ii) your violation of any term of the Agreement; (iii) your violation of any third party right, including without limitation any copyright, property, or privacy right; or (iv) any claim that your actions caused damage to LMR or a third party. The defense and indemnification obligations will survive this Agreement and your use of this instruction sheet.