



1987-1989 Mustang Dash Hardware

Prop. 65 Warning for California Residents
 WARNING: This product may contain chemicals known to the State of California to cause cancer, birth defects, or other reproductive harm.

(A) (4) Phillips Head Trim Screw



(B) (4) Small Hex Head Bolt



(C) (8) Large Hex Head Screw



(D) (9) Long Dash Screw



(E) (40) Short Dash Screw



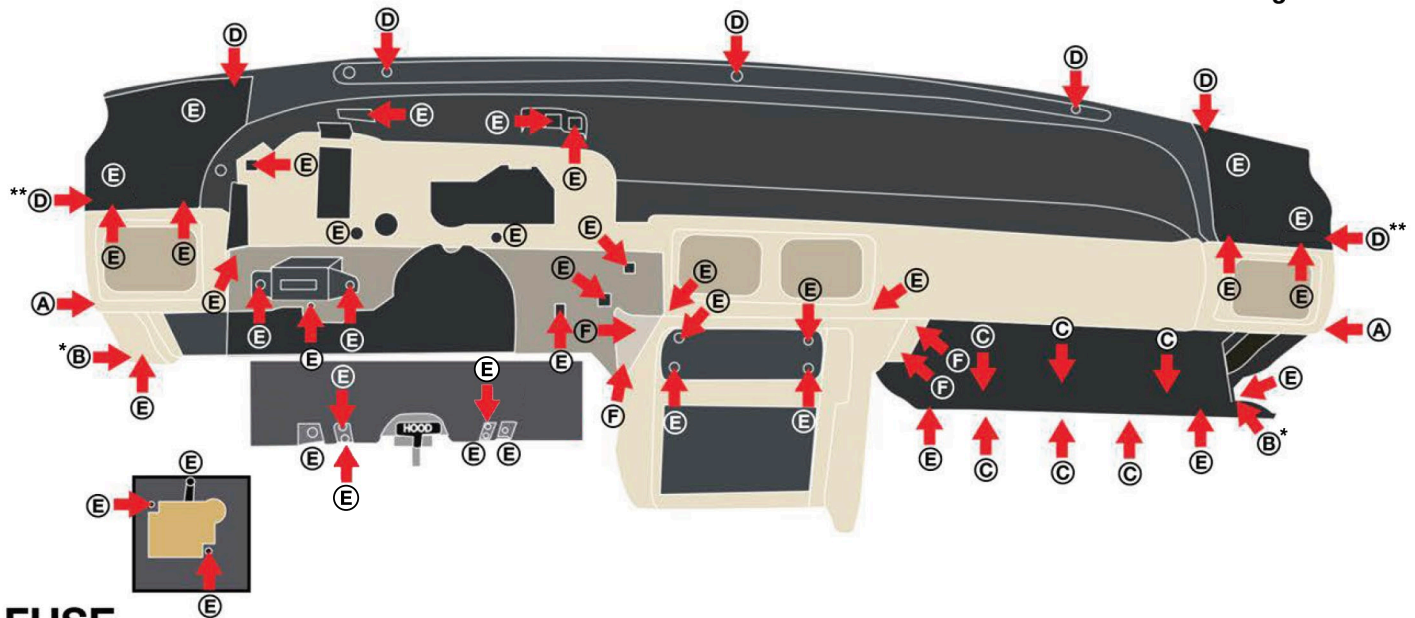
(F) (6) Center Console to Dash Screws



DASH

**(B) will connect the dash to the frame via small hex head bolts. It will be installed in the metal tab located at (B).*

*** (D) will be installed perpendicular to the speaker grille (H). The screw mount is located on the side of the dash around the corner of the grille.*



FUSE PANEL UNDER DASH

Disclaimer

By using this instruction sheet, you agree that other than as expressly stated in the LMR Terms and Conditions (Agreement) or as required by the laws of the state of Texas or applicable United States federal law (Applicable Law), this instruction sheet is provided "AS IS" and LMR does not make any specific representations or warranties about this instruction sheet. For example, LMR does not make any warranties about: (a) the content provided in this instruction sheet; (b) any specific features of this instruction sheet, or its accuracy, reliability, or ability to meet your needs. The knowledge and experience level of users of this instruction sheet vary widely; if you do not have adequate knowledge and experience to use this instruction sheet and safely accomplish the tasks described, please hire a professional to assist you for your safety and the safety of your vehicle and others.

Limitation of Liability

Except as required by Applicable Law, LMR, its affiliates, officers, directors, employees and agents will not be responsible for any loss of profits, revenues, business opportunities, goodwill, or anticipated savings, indirect or consequential loss, punitive damages caused by:

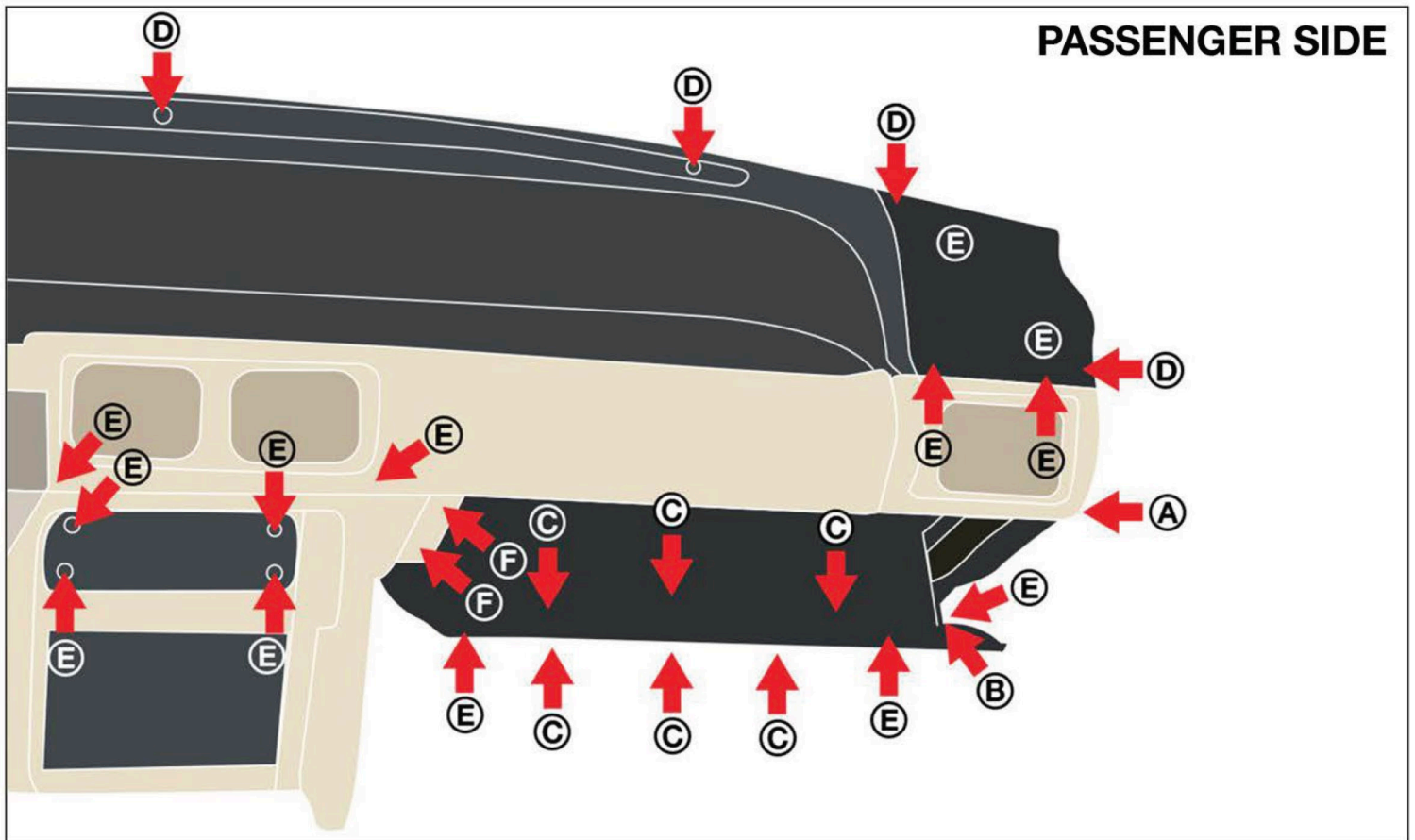
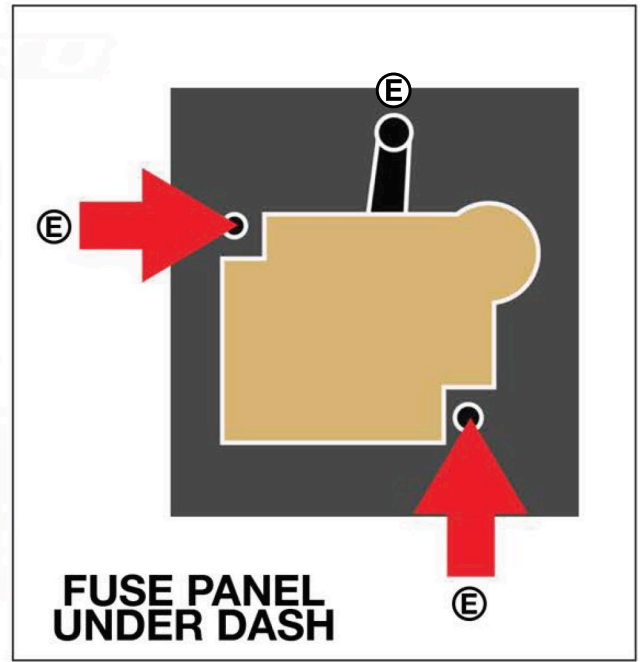
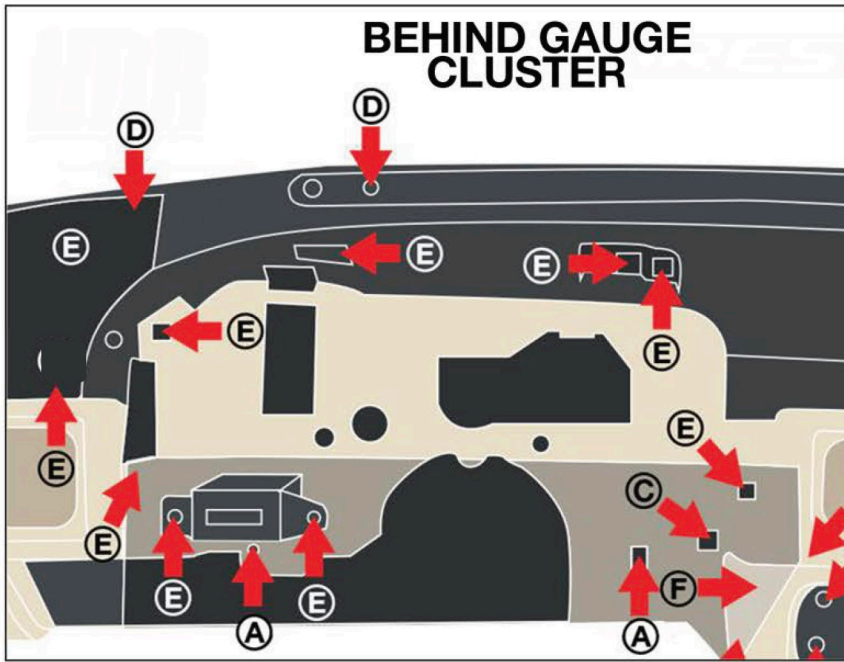
- Errors, mistakes, or inaccuracies in this instruction sheet
- Personal injury or property damage resulting from your use of this instruction sheet

This limitation of liability provision applies to any claim regardless of whether the claim asserted is based on warranty, contract, tort or any other legal theory.

Use this information at your own risk. Any injury, damage, or loss that may result from use of the tools, equipment, products, or information contained in this instruction sheet is the sole responsibility of the user.

Indemnity

To the extent permitted by Applicable Law, you agree to defend, indemnify and hold harmless LMR, its Affiliates, officers, directors, employees, agents, information providers, licensors, and other partners from and against any and all claims, damages, obligations, losses, liabilities, costs or debt, and expenses (including but not limited to attorney's fees) arising from: (i) your use of and access to this instruction sheet; (ii) your violation of any term of the Agreement; (iii) your violation of any third party right, including without limitation any copyright, property, or privacy right; or (iv) any claim that your actions caused damage to LMR or a third party. The defense and indemnification obligations will survive this Agreement and your use of this instruction sheet.



Disclaimer

By using this instruction sheet, you agree that other than as expressly stated in the LMR Terms and Conditions (Agreement) or as required by the laws of the state of Texas or applicable United States federal law (Applicable Law), this instruction sheet is provided "AS IS" and LMR does not make any specific representations or warranties about this instruction sheet. For example, LMR does not make any warranties about: (a) the content provided in this instruction sheet; (b) any specific features of this instruction sheet, or its accuracy, reliability, or ability to meet your needs. The knowledge and experience level of users of this instruction sheet vary widely; if you do not have adequate knowledge and experience to use this instruction sheet and safely accomplish the tasks described, please hire a professional to assist you for your safety and the safety of your vehicle and others.

Limitation of Liability

Except as required by Applicable Law, LMR, its affiliates, officers, directors, employees and agents will not be responsible for any loss of profits, revenues, business opportunities, goodwill, or anticipated savings, indirect or consequential loss, punitive damages caused by:

- Errors, mistakes, or inaccuracies in this instruction sheet
- Personal injury or property damage resulting from your use of this instruction sheet

This limitation of liability provision applies to any claim regardless of whether the claim asserted is based on warranty, contract, tort or any other legal theory.

Use this information at your own risk. Any injury, damage, or loss that may result from use of the tools, equipment, products, or information contained in this instruction sheet is the sole responsibility of the user.

Indemnity

To the extent permitted by Applicable Law, you agree to defend, indemnify and hold harmless LMR, its Affiliates, officers, directors, employees, agents, information providers, licensors, and other partners from and against any and all claims, damages, obligations, losses, liabilities, costs or debt, and expenses (including but not limited to attorney's fees) arising from: (i) your use of and access to this instruction sheet; (ii) your violation of any term of the Agreement; (iii) your violation of any third party right, including without limitation any copyright, property, or privacy right; or (iv) any claim that your actions caused damage to LMR or a third party. The defense and indemnification obligations will survive this Agreement and your use of this instruction sheet.

FIND YOUR NEXT MOD! SHOP 1000s OF PARTS ONLINE 24/7 @ LMR.COM