

**Installation Instructions JLT Cold Air Intake Kit  
2019 Ford Mustang Bullitt; 2021 Ford Mustang Mach 1  
#CAI-FMMB-19**


Thank you for purchasing our product. We hope you are satisfied with the look and performance. Take your time and it will be a smooth install.

**A tune specific for this intake is required when installing this kit. Failure to add a tune specific for the JLT intake may result in major engine damage.**

**\*\*\*DO NOT INSTALL KIT AND DRIVE WITHOUT A TUNE!\*\*\***

**Please review complete instructions prior to installing.**


Step #	
1	<b>Verify you have all of the following parts included in the kit:</b> (1) JLT Intake tube with fitting, (1) 4.5-4" Silicone Reducer, (1) 72 clamp, (1) 64 clamp, (1) 5x7 Air Filter, (1) Heat Shield with duct, (2) MAF screws, (1) MAF Gasket, (1) Foam Heat Shield Insert, (1) 3/8's Plug, (1) Fitting assembly
2	<b>Gather all of the following tools needed for the installation:</b> 5/16 nut driver, 10mm socket, ratchet, extension, T-20 torx driver, Phillips head screw driver or 7mm socket.
3	<b>Install Tune for JLT Intake</b> – Refer to instructions included with the Tuner.
4	Remove the stock airbox by loosening the clamp (Screwdriver or 7mm socket) at the throttle body and removing the 10mm bolt in airbox. Unplug the 2 PCV connections, MAF plug and remove as a unit.



**5** Remove rubber locating spacer and install in apron panel, mounting grommet and metal insert from stock air box and install in JLT Heat Shield. Set JLT shield into stock location and bolt down using stock air box bolt.



**Slide fresh air duct forward onto fresh air inlet in the grille and lock between the 2 locating pins**



**6** Remove the stock MAF sensor from your airbox using a T-20 torx driver and install in the JLT tube using the **supplied screws and MAF Gasket**.

**7** **Bullitt:** You will install the fitting assembly above the larger PCV fitting, you will plug the hole on the bottom of the tube with the supplied 3/8's Plug.



**Mach I:** You will install the fitting assembly into the hole on the underside of the intake tube and plug the hole near the PCV fitting with the supplied 3/8's plug.




**8** Attach reducer and clamps to the small end of the JLT tube and the air filter to the large end. Lower tube assembly down onto throttle body and into airbox.

**CLAMPS ONLY NEED TO BE SNUG-DO NOT OVER TIGHTEN**

**9** Plug in MAF and all PCV connections.

**10** **OPTIONAL:** Foam heat shield insert- Install as shown below. Designed and included to seal engine heat from the filter while stopped.



Thank you for your business. If you have any questions, please e-mail [info@JLTtruecoldair.com](mailto:info@JLTtruecoldair.com) or call 757-335-1940. Our hours are Monday-Friday, 7:30am – 4:30pm PST.

**JLT Performance Lifetime Satisfaction Guarantee.** We want you to be a JLT Performance customer for life! Your new JLT Performance product is warranted to be free from defects in materials and workmanship for the life of the *original retail purchaser*, subject to the limitations contained in our warranty found here.

[www.jlttruecoldair.com/warranty](http://www.jlttruecoldair.com/warranty)

We guarantee workmanship, tunability and even a pathway to discounted upgrades for substantially improved items.

**Return Policy:** All returns will be subject to a 10%-25% restocking fee. Air Filters will not be accepted for return unless they are in original plastic sealed bag. Please visit [www.JLTtruecoldair.com](http://www.JLTtruecoldair.com) for complete return policy.

**Disclaimer:** JLT Performance Inc. makes no warranties whatsoever, expressed or implied, oral or written to any purchasers, except the warranty above. JLT Performance Inc. hereby specifically excludes from any implied warranty of merchantability or implied warranty of incidental, secondary, or consequential damages of any kind whatsoever. All purchasers and users of products manufactured by JLT Performance Inc. agree to hold harmless and indemnify JLT Performance Inc. from any

and all claims arising from their use. Failure to receive notice of any or the limitations contained in this disclaimer shall not serve to extend liability to JLT Performance Inc. for any claims arising out of use of its products.