

2016 Ford Mustang V8-5.0L

Vehicle > Technical Service Bulletins

CLIMATE CONTROLLED SEATS - LACK OF COOLING - FRONT SEAT BACKREST

TSB 15-0144	CLIMATE CONTROLLED SEATS - LACK OF COOLING - FRONT SEAT BACKREST
Publication Date: September 22, 2015	

FORD: 2015-2016 Mustang**ISSUE:**

Some 2015-2016 Mustang vehicles equipped with climate controlled seats may exhibit a lack of cooling performance from the front seat backrests.

ACTION:

Follow the Service Procedure steps to correct the condition.

SERVICE PROCEDURE

1. Perform the procedure on both seats.
2. Does the vehicle exhibit a lack of cooling from the front seat backrest when using the climate controlled seat?
 - a. Yes - proceed to Step 3.
 - b. No - this article does not apply. Refer to Workshop Manual (WSM), Section 501-10 for normal diagnostics.
3. Can the front seat backrest blower motor be heard running when using the climate controlled seats?
 - a. Yes - proceed to Step 4.
 - b. No - this article does not apply. Refer to WSM, Section 501-10 for normal diagnostics.
4. Remove the front seat backrest blower motor. Refer to WSM, Section 501-10.
5. Install a new front seat backrest blower motor. Refer to WSM, Section 501-10.
 - a. Secure the new front seat backrest blower motor with a tie strap leaving 25 mm (1 inch) of slack in the tie strap. (Figure 1A)




Figure 1 - 15-0144

b. Route the air intake snorkel of the new blower motor as shown. (Figure 2)




Figure 2 - 15-0144

6. Reinstall the seat backrest cover. Refer to WSM, Section 501-10.

a. Route the elastic backrest cover straps through the slots in the fabric at the end of the air intake snorkel prior to refastening the elastic backrest cover straps. (Figure 3)




Figure 3 - 15-0144

Obtain Locally
Part Description
200 mm (8 inch) Tie Strap

PART NUMBER	PART NAME
GU5Z-19N550-B	Seat Back Blower Motor Assembly

OPERATION	DESCRIPTION	TIME
150144A	2015-2016 Mustang: Replace The Seatback Blower Motor Both (2) Front Seats Includes Time To Remove And Install Seats (Do Not Use With Any Other Labor Operations)	1.3 Hrs.

WARRANTY STATUS

Eligible Under Provisions Of New Vehicle Limited Warranty Coverage.

Warranty/ESP coverage limits/policies/prior approvals are not altered by a TSB. Warranty/ESP coverage limits are determined by the identified causal part and verified using the OASIS part coverage tool.

DEALER CODING

BASIC PART NO.	CONDITION CODE
19N550	42

NOTE: The information in Technical Service Bulletins is intended for use by trained, professional technicians with the knowledge, tools, and equipment to do the job properly and safely. It informs these technicians of conditions that may occur on some vehicles, or provides information that could assist in proper vehicle service. The procedures should not be performed by "do-it-yourselfers". Do not assume that a condition described affects your car or truck. Contact a Ford or Lincoln dealership to determine whether the Bulletin applies to your vehicle. Warranty Policy and Extended Service Plan documentation determine Warranty and/or Extended Service Plan coverage unless stated otherwise in the TSB article. The information in this Technical Service Bulletin (TSB) was current at the time of printing. Ford Motor Company reserves the right to supercede this information with updates. The most recent information is available through Ford Motor Company's on-line technical resources.

Copyright © 2015 Ford Motor Company