

2004 Ford Mustang V8-4.6L SOHC VIN X

Vehicle > Technical Service Bulletins

ENGINE - REMAN ENGINE HEAD GASKET IDENTIFICATION

TSB 06-18-16

09/18/06

IDENTIFYING THE CORRECT REPLACEMENT HEAD
GASKET FOR CERTAIN REMANUFACTURED
ENGINES - SERVICE TIP

FORD:

1999-2006 Mustang, Mustang, Mustang,
Mustang, Mustang, Mustang
2000-2005 Thunderbird
2001-2005 Taurus
2001-2006 Crown Victoria, Crown Victoria
2005 Five Hundred, Freestyle
1997-2005 Expedition
1997-2006 E-Series, Explorer, F-150,
F-Super Duty
1999-2003 Windstar
1999-2004 F-53 Motorhome Chassis
2000-2005 Excursion
2001-2003 Explorer Sport
2001-2005 Escape, Escape,
Explorer Sport Trac, Ranger
2004-2005 Freestar, Freestar
2006 F-53 Motorhome Chassis

LINCOLN:

2000-2006 Lincoln LS
2001-2002 Continental
2001-200 Town Car
1998-2004 Navigator, Navigator
2003-2004 Aviator
2006 Mark LT

MERCURY:

2001 Cougar
2001-2005 Sable
2001-2006 Grand Marquis
2003-2006 Marauder
2005 Montego
1997-2006 Mountaineer
2004-2005 Monterey

2005 Mariner

ISSUE

On various vehicles when servicing the head gasket on certain Ford remanufactured engines, it is critical to determine the type of remanufactured engine that is being serviced, in order to identify the correct replacement gasket.

ACTION

Follow the Service Procedure to help identify if the vehicle is equipped with a SID (for originally equipment level thickness head gasket) or OVR (for oversized service level thicker head gasket) remanufactured engine when replacing a head gasket.

SERVICE PROCEDURE

Use this TSB to help identify if the vehicle is equipped with a STD or OVR remanufactured engine when replacing a head gasket. This will ensure that you obtain the proper head gasket (thicker for OVR-oversized) for the engine you are repairing, as the engine may have milled engine block deck, milled cylinder head deck, or an over sized bore in the cylinders. This information will be needed when ordering parts. The parts catalogs already reflect the correct service numbers, as long as this additional information is available.

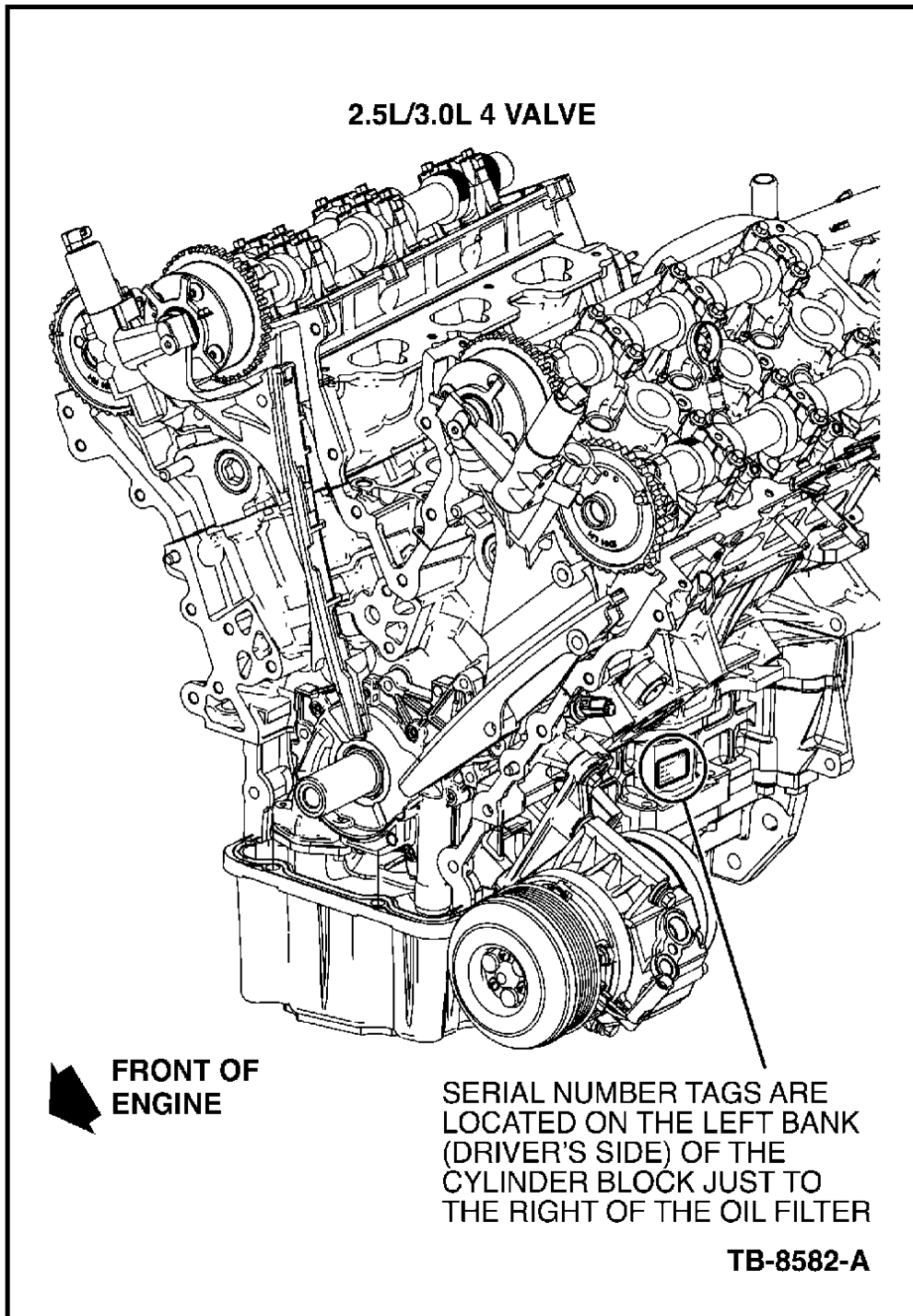


Figure 1

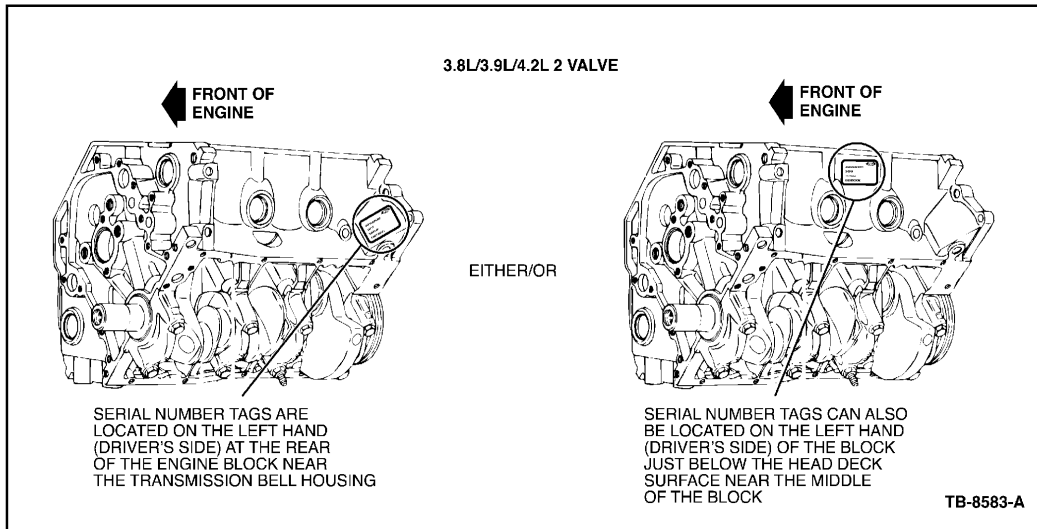


Figure 2

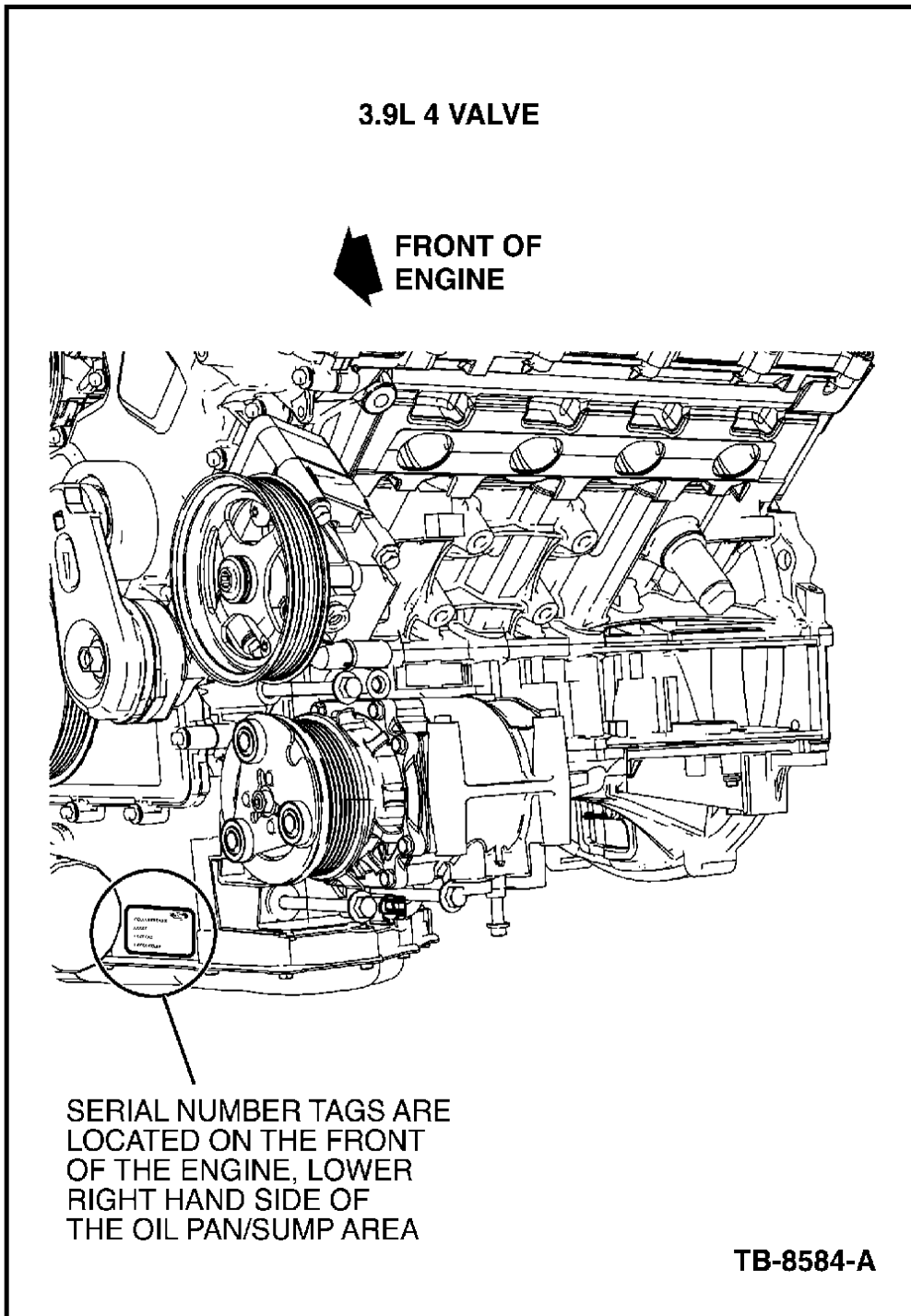


Figure 3




Figure 4




Figure 5

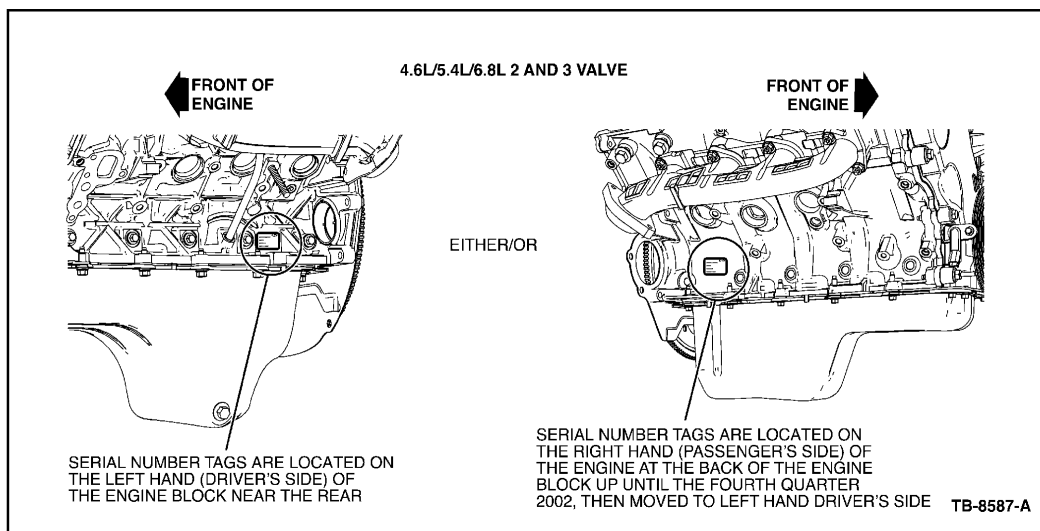


Figure 6

For certain remanufactured engines, the long block assembly will be uniquely identified with a build date, reman code, service part number, and serial number. This metal tag will be marked with STD, or with OVR (Figures 1-6).

WARRANTY STATUS: Information Only

NOTE: The information in Technical Service Bulletins is intended for use by trained, professional technicians with the knowledge, tools, and equipment to do the job properly and safely. It informs these technicians of conditions that may occur on some vehicles, or provides information that could assist in proper vehicle service. The procedures should not be performed by "do-it-yourselfers". Do not assume that a condition described affects your car or truck. Contact a Ford, Lincoln, or Mercury dealership to determine whether the Bulletin applies to your vehicle.

Disclaimer