

2003 Ford Mustang V8-4.6L SOHC VIN X

Vehicle > Technical Service Bulletins

INTERIOR - 'A' PILLAR AREA WIND NOISE

Article No

02-17-8

09/02/02

NOISE - WINDNOISE FROM THE "A" PILLAR AREA

FORD:

2001-2003 MUSTANG

ISSUE

Some 2001-2003 model year Mustangs may exhibit a whistle type windnoise from the "A" pillar area. This may be caused by wind moving over the fastener holes of the "A" pillar applique.

ACTION

Verify condition by taping off the area. Install a foam block in the applique to keep wind from passing over the hole and causing the whistle. Refer to the following Service Procedure for details.

SERVICE PROCEDURE




Figure 1

1. Verify windnoise by placing tape the length of the "A" pillar applique (roof moulding) on the door glass side (Figure 1).
2. Drive vehicle and verify that the wind noise is gone.
3. If the noise remains, do not continue with this article. Refer to Workshop Manual Section 100-04 for further diagnosis.
4. If the tape eliminates the noise, remove the tape and remove the A-pillar applique per the Workshop Manual (Section 501-08). Do not continue with the removal of the C-pillar trim.

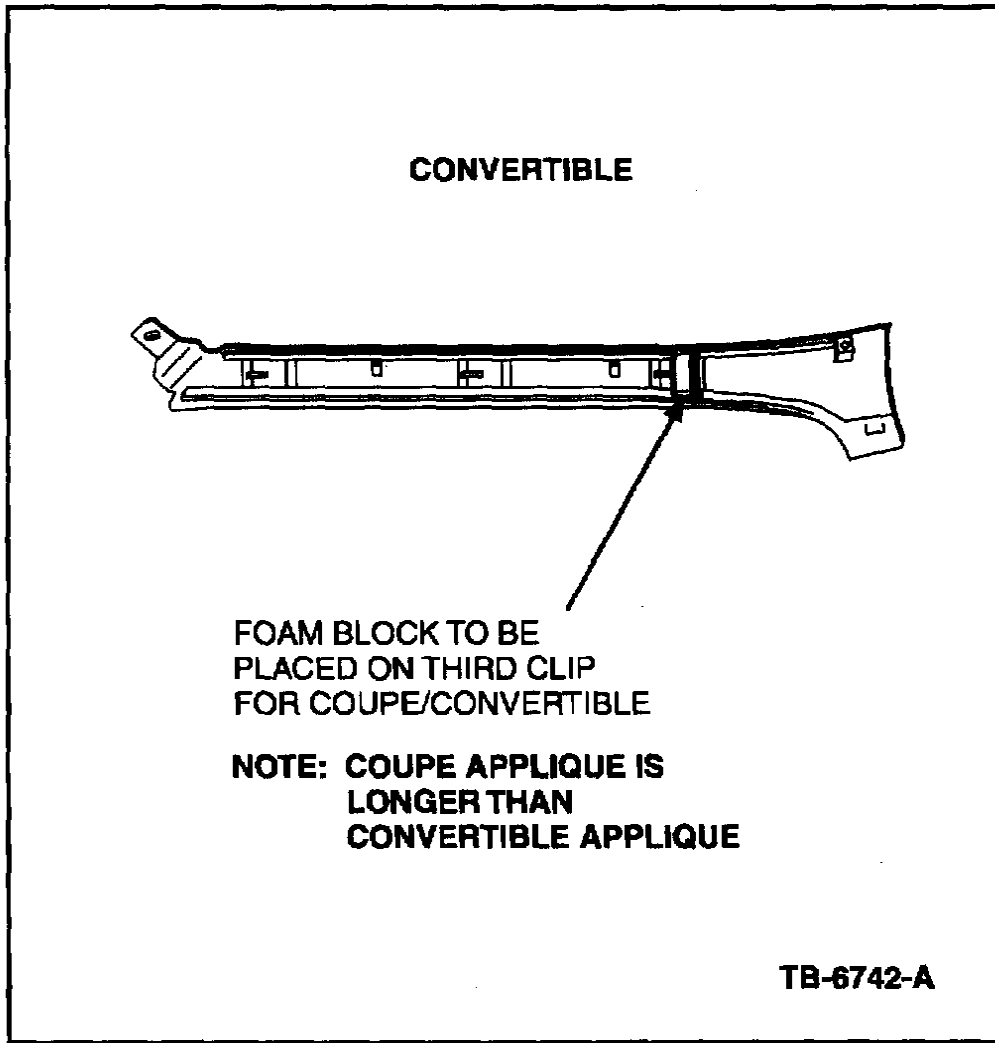


Figure 2

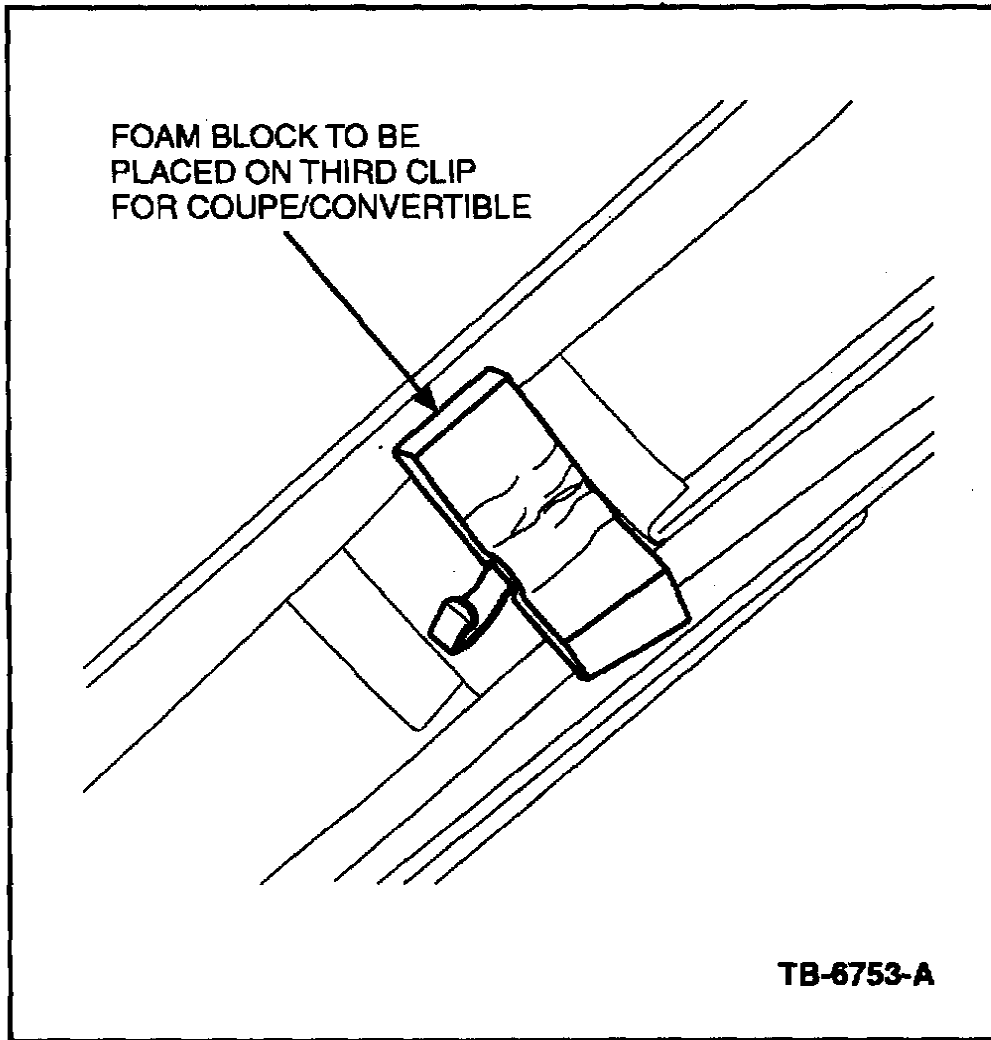


Figure 3

5. Place foam block 2R3Z-63518C46-AA over third retaining hole in applique (Figures 2 and 3).
6. Re-install applique.

NOTE

MAKE SURE THAT THE WEATHERSTRIP IS PROPERLY SEATED.

7. Verify service

PART NUMBER	PART NAME
2R3Z-63518C46-AA	Foam Block

Parts Block

OTHER APPLICABLE ARTICLES: NONE

WARRANTY STATUS: Eligible Under The Provisions Of Bumper To Bumper Warranty Coverage

OPERATION DESCRIPTION TIME 021708A Install Foam Block One 1.0 Hr. Side Coupe 021708B Install Foam Block Both 1.4 Hrs. Sides Coupe 021708C Install Foam Block One 1.0 Hr. Side With Convertible Top 021708D Install Foam Block Both 1.2 Hrs. Sides With Convertible Top

DEALER CODING

CONDITION BASIC PART NO. CODE 7603137 CONV. 6351726 COUPE 42

OASIS CODES: 108000, 701000